

Specifications

Model	Z-45 DC & Z-45 FE	
Measurements	Metric	US
Working height maximum*	15.92 m	51 ft 8 in
Platform height maximum	13.92 m	45 ft 8 in
Horizontal reach maximum	6.94 m	22 ft 9 in
Up and over clearance maximum	7.50 m	24 ft 7 in
A Platform length	0.76 m	2 ft 6 in
B Platform width	1.83 m	6 ft
C Height - stowed	2.29 m	7 ft 6 in
D Length - stowed	5.87 m	19 ft 3 in
E Width	2.29 m	7 ft 6 in
F Wheelbase	2.03 m	6 ft 8 in
G Ground clearance - center	0.33 m	1 ft 1 in

Productivity

Lift capacity	300 kg	660 lbs
Platform rotation	160°	160°
Vertical jib rotation	135°	135°
Turntable rotation	355° non-continuous	
Turntable tailswing	0.40 m	1 ft 3 in
Drive speed - stowed	6.44 km/h	4.0 mph
Drive speed - raised**	1.09 km/h	0.68 mph
Gradeability - 4WD - stowed***	45%	45%
Turning radius - inside	1.68 m	5 ft 6 in
Turning radius - outside	4.50 m	14 ft 9 in
Controls	24V DC proportional	
Tyres	315/55 D20	

Power

Drive system	34 V 3-Phase AC	
Power source	48 V DC (eight 6V batteries) 335 Ah capacity (AGM, standard on FE) 315 Ah capacity (FLA, standard on DC) 24.8 hp (18.5kW) Kubota D1105 Stage V driven AC generator (FE only)	
Auxiliary power unit	12V DC	12V DC
Hydraulic tank capacity	43.9 L	11.6 gal
Fuel tank capacity	64.35 L	17 gal

Sound & Vibration Levels

Sound pressure level (ground workstation)	70 dBA (DC) / 77 dBA (FE)
Sound pressure level (platform workstation)	70 dBA (DC) / 72 dBA (FE)
Vibration	0.553 m/s ² (1.81 ft/s ²)

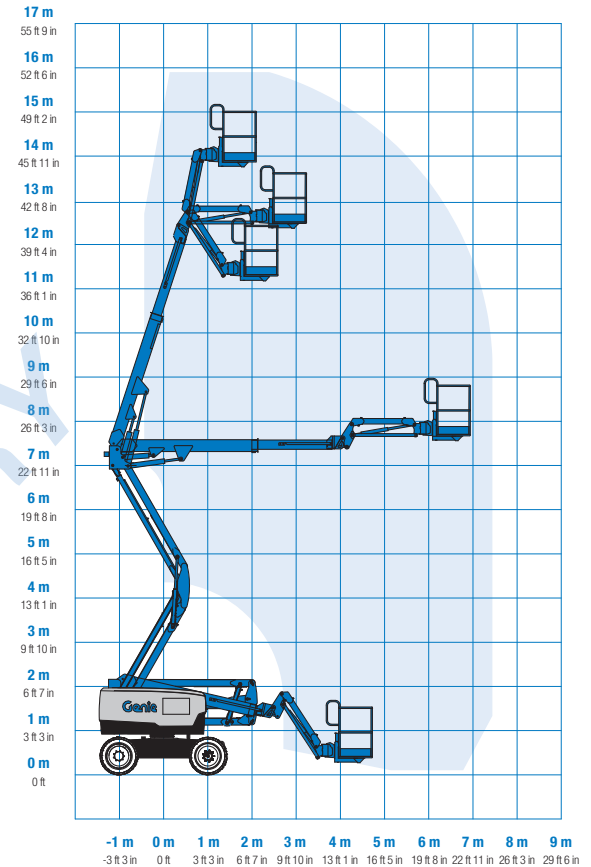
Weight****

Z-45 DC	TBC	TBC
Z-45 FE	6,577 kg	14,500 lbs

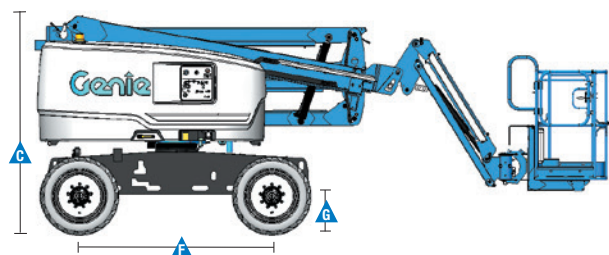
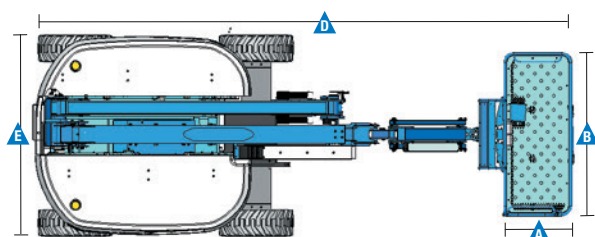
Standards Compliance

EU Directives: 2006/42/EC - Machinery (harmonized standard EN280), European Emissions Regulation (EU) 2016/1628 Stage V; 2004/108/EC (EMC); 2000/14/EC (Outdoor Noise)

Range Of Motion Z-45 DC & Z-45 FE



* The metric equivalent of working height adds 2 m to platform height. U.S. adds 6 ft to platform height.
 ** In lift mode (platform raised), the machine is designed to operate on firm, level surfaces only.
 *** Gradeability applies to driving on slopes. See operators manual for details regarding slope ratings.
 **** Weight will vary depending on options and/or country standards.



Features

Standard Features	Easily Configured To Meet Your Needs	Options & Accessories
-------------------	--------------------------------------	-----------------------

Measurements

Z-45 DC & Z-45 FE

- 15.92 m (51 ft 8 in) working height
- 6.94 m (22 ft 9 in) horizontal reach
- 7.5 m (24 ft 7 in) up and over clearance
- Up to 300 kg (660 lbs) lift capacity

Productivity

- Digital hour meter with battery charge indicator and diagnostic readout
- 4 Wheel AC electric drive system
- Variable speed high efficiency hydraulic power unit
- Self-leveling platform
- Hydraulic platform rotation
- Proportional joystick controls
- Thumb rocker steering
- Drive enable
- Chassis tilt drive function cut-out
- AC power cord to platform
- Horn
- Tilt alarm
- Descent alarm
- Flashing beacon & travel alarm
- 355° non-continuous turntable rotation
- Electronic traction control
- Dual parallelogram for vertical wall tracking
- Lift Guard™ Contact Alarm
- Work tray

Power

- 48 V DC battery pack (335Ah AGM maintenance-free) (standard on FE)
- 48 V DC battery pack (315Ah FLA) (standard on DC)
- 12V DC auxiliary power
- 25A temperature compensated smart charge system
- Battery charge indicator
- Low battery voltage interrupt

Platform Options

- Steel 1.83 m (6 ft) dual entry with side swing gate

Jib

- 1.52 m (5 ft) jib boom with 135° working range

Engine

- 18.5 kW (24.8 hp) Kubota Stage V diesel

Drive

- 4WD Electric AC (standard)

Axle

- Active oscillation (standard)

Tyre Options

- Rough terrain non-marking foam filled (standard)
- Rough terrain foam-filled

Productivity Options

- Lift Guard™ Half mesh platform panels⁽¹⁾
- Platform auxiliary top rail
- Air line to platform⁽¹⁾
- Power to platform: plug, socket, with optional Residual-current Circuit Breaker with Overcurrent protection
- Work lights package (2 on chassis, 2 on platform)⁽¹⁾
- Dual axis joystick steering⁽¹⁾
- Biodegradable hydraulic oil
- Hostile environment kit: cylinder bellows, boom wiper seals platform and ground control box covers⁽¹⁾
- Chassis tilt lift function cut-out (software setting)
- Panel cradle package
- Lockable platform control box covers
- Tow package⁽¹⁾
- Operator Protective Structure⁽²⁾
- Lift Guard™ Fall Arrest Bar⁽²⁾

Power Options

- 2000W 120V/60Hz, 240V/50Hz or 110V/50Hz power inverter
- 48 V DC battery pack (335Ah AGM maintenance-free) (standard on FE)
- 48 V DC battery pack (315Ah FLA) (standard on DC)



⁽¹⁾ Factory-fit option only
⁽²⁾ Aftermarket only

United Kingdom and MESART

The Maltings, Wharf Road, Grantham NG31 6BH, T: +44 800 988 3739 (toll free), Fax +44 (0)1476 584334.

Middle East, Southern Africa, Russia and Turkey, T: +971 4 399 0381.

Visit www.genielift.com/en-gb/about-genie/locations to view our global locations list.

Worldwide Manufacturing And Distribution

Australia · Brazil · Caribbean · Central America · China · France · Germany · Italy · Japan · Korea · Mexico · Russia · Southeast Asia · Spain · Sweden · United Arab Emirates · United Kingdom · United States

Product specifications and prices are subject to change without notice or obligation. The photographs and/or drawings in this document are for illustrative purposes only. Refer to the appropriate Operator's Manual for instructions on the proper use of this equipment. Failure to follow the appropriate Operator's Manual when using our equipment or to otherwise act irresponsibly may result in serious injury or death. The only warranty applicable to our equipment is the standard written warranty applicable to the particular product and sale and we make no other warranty, express or implied. Products and services listed may be trademarks, service marks or trade names of Terex Corporation and/or their subsidiaries in the USA and many other countries. Genie is a registered trademark of Terex South Dakota, Inc. © 2019 Terex Corporation.

